

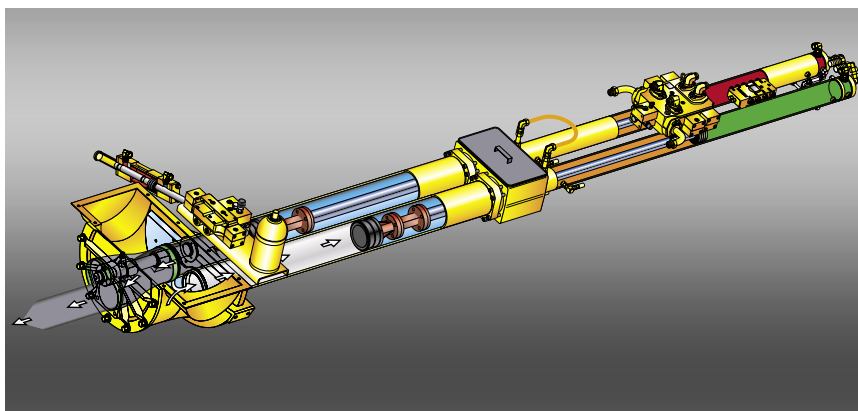
## S 45 SX / S 47 SX

Truck-Mounted concrete pump  
with 4-section placing boom



# YOUR ENTRY INTO THE LONG BOOM MARKET

Super X Outriggers Give You the Edge



This open loop **Generation 3** all-hydraulic concrete pump sets the standard for fuel-efficiency, reliability and performance. Twin circuit hydraulics combine with the longest stroking pumping cylinders in the industry for a smooth, continuous flow of concrete which also translates to longer boom life. **Big Rock Valve** is designed to pump the harshest mixes and provide the lowest per yard operating costs.



Patented **Vector Controls** allow two-way communication between pump and operator. Critical real-time operating data is displayed at the remote box and stored in the controller for easy retrieval.




Separate yourself from the pack and become the leader in your market with these versatile pumps. You will gain more than 6-feet of boom reach with the optional S 47 SX which has a longer tip section. Both models share the same innovative Overhead Roll and Fold™ boom design that works so well on bridges, commercial and industrial work.

Hundreds of pumpers and concrete contractors have discovered the versatility of a boom with a main section that articulates 180-degrees. This feature allows the main section to be angled away from the pour so that the boom can be guided horizontally into enclosed areas, positioned vertically to 151'3" and stretched out up to 139'7" over the cab for flatwork.

And whether you are reaching deep into a structure for a controlled pour or operating flatout on a deck, proportional boom controls let the operator maneuver the boom with confidence for efficient and precise placement utilizing an industry-leading 745-degrees of total boom articulation.



*Continuing the Schwing tradition of low maintenance and long service life, the standard **auto-greaser** keeps boom and Rock Valve™ properly lubricated.*



***Super X outriggers** are a Schwing exclusive providing maximum stability with the smallest footprint. These telescopic, single-stage outriggers set-up fast and don't extend in front of the cab for maximum horizontal boom reach.*

Only one manufacturer can supply the Schwing experience.

Thousands of our customers form a backdrop of success that you can join by letting us spec the right piece of equipment for your needs. Six company stores with technicians and parts placed strategically across the country provide service expertise as close as your phone. And a select group of knowledgeable dealers provides another layer of invaluable experience. You and your staff will be welcomed into our dedicated training facility to learn how to extract the maximum profitability from your Schwing. And your investment is backed by the exclusive Green Shield warranty that can be extended to an industry-leading three years.

Generations of successful owners have chosen the Schwing experience. As a third generation family-owned company we understand how important quality equipment is to your business and how important your business is to us.



*More than 400,000 square feet are devoted to producing the highest quality concrete equipment at our [White Bear, Minnesota](#) plant. From close inspection of incoming materials to forming our products with the latest robotic welding techniques, Schwing takes craftsmanship to the highest standards. Our state-of-the-art paint facility produces finished products you will be proud to put your name on. In addition, a vast inventory of parts are on hand to keep your Schwing product running at maximum efficiency. Please schedule a visit to this modern facility located minutes north of Minneapolis/St. Paul to see our long-term commitment to the market.*



# SPECIFICATIONS

## Pump Kit on S 45 SX / S 47 SX

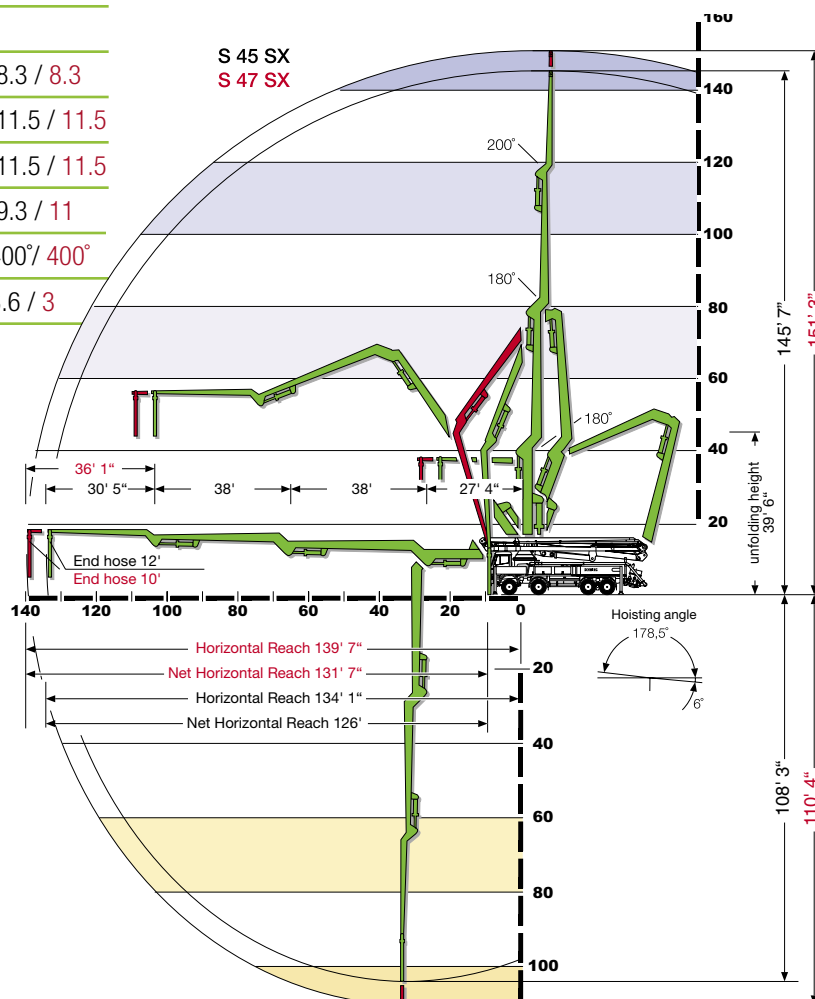
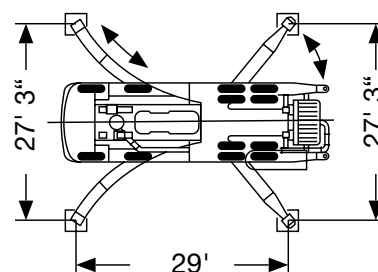
	2525H-5 120/85 MPS		2525H-6 120/85 MPS	
	U.S.	Metric	U.S.	Metric
Theor. Concrete Output Per Hour (cubic yards - cubic meters)	173	132	213	163
Maximum Pressure on Concrete (psi - bar)	1169	80	1169	80
Maximum Strokes Per Minute	18	18	22	22
Pump Cylinder Diameter (in. - mm)	10	250	10	250
Pump Cylinder Stroke Length (in. - mm)	98	2500	98	2500
Differential Cylinder Size (in. - mm)	4.7	120	4.7	120
Maximum Aggregate Size (in. - mm)	2.5	63.5	2.5	63.5

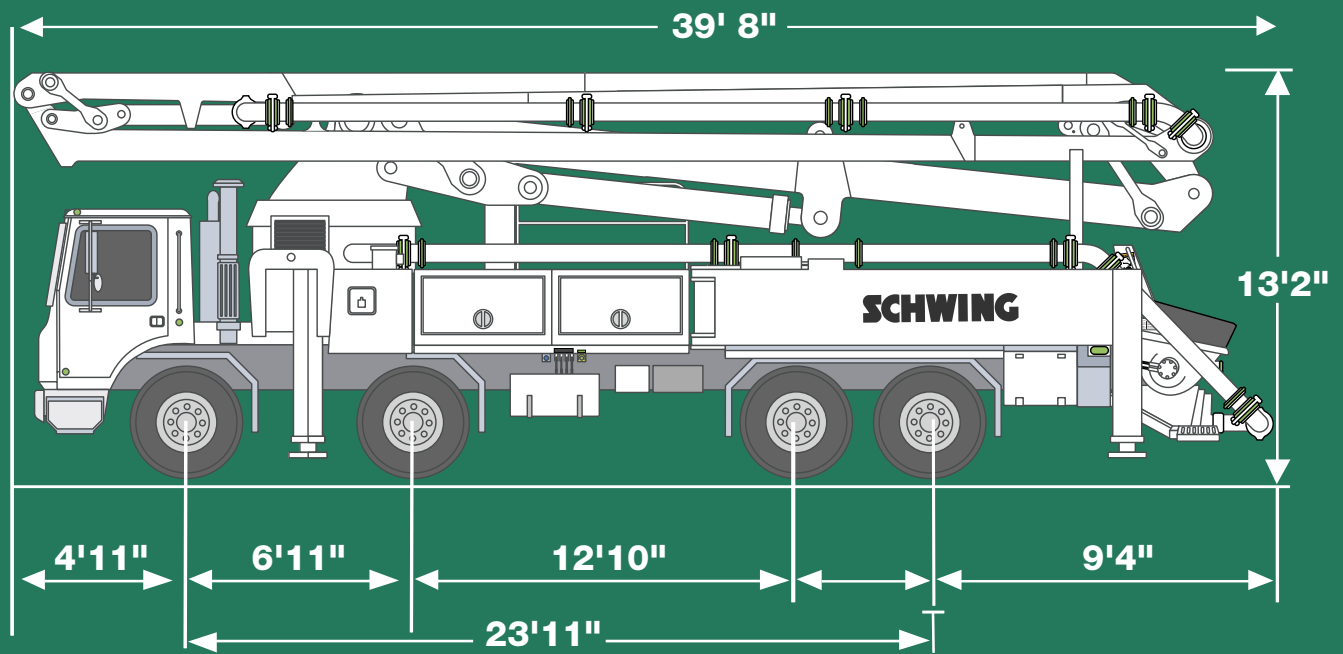
## Boom Specifications

### S 45 SX / S 47 SX

	U.S.	Metric
Pipeline Diameter (in. - mm)	5 / 4.5	125 / 112
Vertical Reach (ft.-in. - m)	145'-7" / 151'-3"	44.4 / 46.1
Horizontal Reach (ft.-in. - m)	134'-1" / 139'-7"	41 / 42.6
Net Horizontal Reach (ft.-in. - m)	126' / 131'-7"	38.4 / 40
Unfolding Height (ft.-in. - m)	39'-6" / 39'-6"	12 / 12
Section Lengths		
First Section (ft.-in. - m)	27'-4" / 27'-4"	8.3 / 8.3
Second Section (ft.-in. - m)	38' / 38'	11.5 / 11.5
Third Section (ft.-in. - m)	38' / 38'	11.5 / 11.5
Tip Section (ft.-in. - m)	30'-5" / 36'-1"	9.3 / 11
Slewing Range (degrees)	400° / 400°	400° / 400°
End hose length (ft. - m)	12' / 10'	3.6 / 3

Specifications are subject to change without prior notice.





## SCHWING-STETTER MOVES CONCRETE. **WORLDWIDE.**

Wherever concrete is produced and moved is where you will find Schwing-Stetter machinery.

With plants in Germany, Austria, USA, Brazil, Russia, China and India as well as with more than 100 sales and service facilities, the group of companies is always close to the customer.

Our wide range of products with something for every application is what makes Schwing-Stetter the No. 1 system supplier for concrete machinery worldwide.



**CONCRETE  
BATCHING PLANTS**



**TRUCK  
MIXERS**



**TRUCK-MOUNTED  
CONCRETE PUMPS**



**STATIONARY  
CONCRETE PUMPS**



**SEPARATE  
PLACING BOOMS**



**CONCRETE  
RECYCLERS**